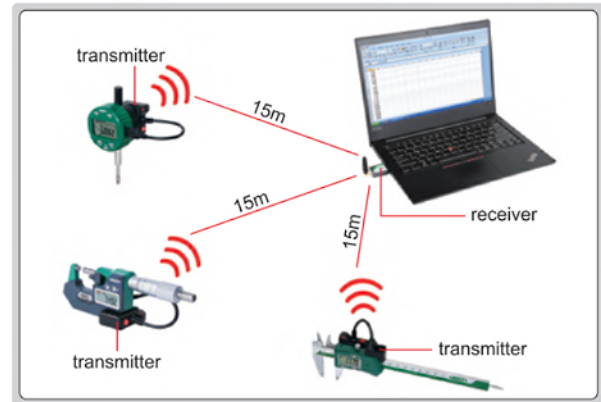










WIRELESS DATA TRANSMISSION SYSTEM (ZIGBEE)










- Through wireless transmission, the readings of measuring tools can be transmitted to computers or mobile phone
- Wireless zigbee protocol, conforming to IEEE802, 2.4GHz band
- Transmission distance is 15 meter (under the condition of no obstruction and no electromagnetic interference)

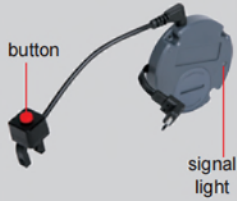

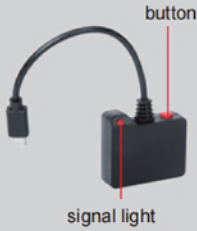

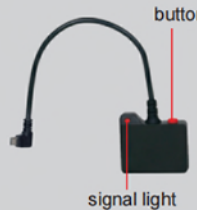

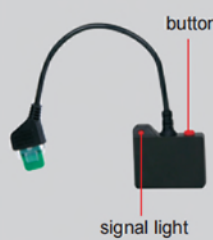











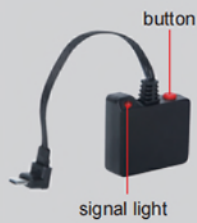

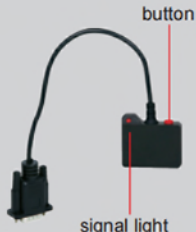


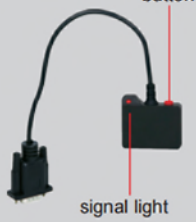
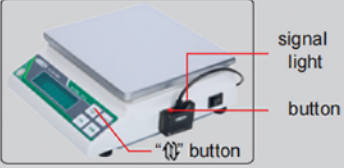

Transmitter



- Connecting to digital measuring tools such as calipers, micrometers and indicators
- CR2032 battery

| Code | Description | Transmitter | Connecting with measuring tool | Transmit data |
|---------|--|---|---|--|
| 7315-21 | transmitter for digital calipers |  |  | <ul style="list-style-type: none"> Press the button on the plug of cable, can also press the button of the transmitter Data is transmitted once, the signal light of the transmitter flashes once |
| 7315-25 | transmitter for digital calipers |  |  | <ul style="list-style-type: none"> Press the button of the transmitter Data is transmitted once, the signal light of the transmitter flashes once |
| 7315-22 | transmitter for large digital calipers |  |  | <ul style="list-style-type: none"> Press the button of the transmitter Data is transmitted once, the signal light of the transmitter flashes once |
| 7315-30 | transmitter for digital micrometers |  |  for 3102, 3128, 3565 series digital micrometers | <ul style="list-style-type: none"> Press the "data" button of the digital micrometer, can also press the button of the transmitter Data is transmitted once, the signal light of the transmitted flashes once, at the same time, the signal light on the digital micrometer flashes once |

| Code | Description | Transmitter | Connecting with measuring tool | Transmit data |
|----------|-------------------------------------|---|---|---|
| 7315-31 | transmitter for digital micrometers |  |  <p>IP65</p> <p>"data" button</p> <p>signal light</p> <p>back</p> | <ul style="list-style-type: none"> Press the "data" button of digital micrometer Data is transmitted once, the signal light on the digital micrometer flashes once |
| 7315-50M | transmitter for digital indicators |  <p>button</p> <p>signal light</p> |  <p>signal light</p> <p>button</p> | <ul style="list-style-type: none"> Press the button of the transmitter Data is transmitted once, the signal light of the transmitter flashes once |
| 7315-51 | transmitter for digital indicators |  <p>button</p> <p>signal light</p> |  <p>"DATA" button</p> <p>signal light</p> <p>button</p> <p>for 2108, 2138, 2139 series digital indicators</p>  <p>signal light</p> <p>foot switch (code 7304-7, optional)</p> <p>back</p>  <p>button</p> <p>for other digital indicators</p>  <p>signal light</p> <p>foot switch (code 7304-7, optional)</p> <p>back</p> | <ul style="list-style-type: none"> Press the "DATA" button of digital indicator, can also press the button of the transmitter Transmitter button can be fixed on request Data is transmitted once, the signal light on digital indicator flashes once <ul style="list-style-type: none"> Press the button of the transmitter Transmitter button can be fixed on request Data is transmitted once, the signal light on digital indicator flashes once |






| Code | Description | Transmitter | Connecting with measuring tool | Transmit data |
|-----------|---|---|--|--|
| 7315-51B | transmitter for bore gauge |  |  | <ul style="list-style-type: none"> Press the "DATA" button of digital indicator, can also press the button of the transmitter Data is transmitted once, the signal light on digital indicator flashes once |
| 7315-2183 | transmitter for digital indicators |  |  | <ul style="list-style-type: none"> Press the button of the transmitter Data is transmitted once, the signal light of the transmitter flashes once |
| 7315-60 | transmitter for high precision digital indicators |  |  | <ul style="list-style-type: none"> Press the button of the transmitter Data is transmitted once, the signal light of the transmitter flashes once |
| 7315-80 | transmitter for digital calipers/micrometers |  |  | <ul style="list-style-type: none"> Press the "SET" button of the calipers/micrometers, can also press the button of the transmitter Data is transmitted once, the signal light of the transmitter flashes once |
| 7315-3350 | transmitter for digital micrometers |  |  | <ul style="list-style-type: none"> Press the button of the transmitter Data is transmitted once, the signal light of the transmitter flashes once |
| 7315-1150 | transmitter for digital height gages |  |  | <ul style="list-style-type: none"> Press the button of the transmitter Data is transmitted once, the signal light of the transmitter flashes once |

| Code | Description | Transmitter | Connecting with measuring tool | Transmit data |
|-----------|--------------------------------------|---|--|--|
| 7315-1151 | transmitter for digital height gages |  |  | <ul style="list-style-type: none"> Press the button of the transmitter Data is transmitted once, the signal light of the transmitter flashes once |
| 7315-2172 | transmitter for digital protractor |  |  | <ul style="list-style-type: none"> Press the button of the transmitter Data is transmitted once, the signal light of the transmitter flashes once |
| 7315-2771 | transmitter for digital protractor |  |  | <ul style="list-style-type: none"> Press the button of the transmitter Data is transmitted once, the signal light of the transmitter flashes once |
| 7315-8001 | transmitter for electronic balances |  |   <p>for 8001-6D, 8001-15D, 8001-30D series weighing scales and 8501 series platform scales</p> | <ul style="list-style-type: none"> Press the button of the transmitter Data is transmitted once, the signal light of the transmitter flashes once |
| 7315-8301 | transmitter for electronic balances |  |   | <ul style="list-style-type: none"> Press the "0" transmit button of the electronic balances, can also press the button of the transmitter Data is transmitted once, the signal light of the transmitter flashes once |

| Code | Description | Transmitter | Connecting with measuring tool | Transmit data |
|-----------|------------------------------------|---|--|---|
| 7315-9404 | transmitter for air gauge displays |  |  | <ul style="list-style-type: none"> Press the “▶” button of the air gauge display, can also press the button of the transmitter Data is transmitted once, the signal light of the transmitter flashes once |


Receiver (keyboard signal)

- For computers and mobile phones
- Recognized as HID keyboard device, the transmitted data is recognized by computers or mobile phones as keyboard input data and press enter key, such as 12.34 ↵
No need to install drivers and softwares
- Data can be transmitted to excel, word, txt etc.
- For any softwares which can receive keyboard signal

| Code | Product | Description | Remark |
|--------|---|-------------------------|--|
| 7315-3 |  | single channel receiver | connected with 1 transmitter only |
| 7315-6 |  | multichannel receiver | connected with 6 transmitters, each channel has status indicator |
| 7315-7 |  | | |
| 7315-8 |  | | |
| 7315-9 |  | | |

Receiver (text format, virtual com port)

- For computers with windows system
- Text format virtual com port, converted to keyboard format with supplied software
- Supplied with Excel directional input software
- Measurement data can be transmitted to excel, word, txt etc. and any software which receives keyboard signal

| Code | Product | Description | Remark |
|--------|---|-----------------------|---|
| 7315-2 |  USB port antenna | multichannel receiver | connected with maximum 16 transmitters, each of them has unique identification code |

Excel directional input software

- Supplied with 7315-2 receiver
- The readings of measuring tools can be transmitted to the designated area of excel, which facilitates data management and improves efficiency

Excel directional input software (included in 7315-2), application example 1

Set the display area of caliper at B4-B9, the readings of caliper are displayed at B4, B5...B9.
Set the display area of micrometer at C4-C9, the readings of micrometer are displayed at C4, C5... C9.
Set the display area of height gage at D4-D9, the readings of height gage are displayed at D4, D5... D9.

| | A | B | C | D |
|---|-------------------------|-----------|------------|---------------|
| 1 | Project | Length | Width | Height |
| 2 | Dimension and Tolerance | 50±0.05 | 24±0.01 | 10+0.05/-0.06 |
| 3 | Measuring tool | Caliper | Micrometer | Height gage |
| 4 | 1 | 50.02 | 24.004 | 9.98 |
| 5 | 2 | 50.01 | 24.010 | 10.01 |
| 6 | 3 | 49.99 | 23.990 | 10.02 |
| 7 | 4 | 50.00 | 23.996 | 9.99 |
| 8 | 5 | 50.04 | 24.000 | 10.01 |
| 9 | 6 | Channel 1 | Channel 2 | Channel 3 |

serial of workpieces

the next data display area is indicated in green

Excel directional input software (included in 7315-2), application example 2

Set the display area of micrometer at B4-C9, data input is from the left to the right, the readings of micrometer are displayed at B4, C4, B5, C5... B9, C9.
Set the display area of caliper at D4-D9, the readings of caliper are displayed at D4, D5... D9.
Set the display area of depth gage at E4-E9, the readings of depth gage are displayed at E4, E5... E9.

| | A | B | C | D | E |
|---|-------------------------|--------------------|--------------------|-----------|------------|
| 1 | Project | External diameter1 | External diameter2 | Length | Depth |
| 2 | Dimension and Tolerance | Φ23+0.01/-0.02 | Φ21+0.01/-0.02 | 50±0.04 | 28±0.05 |
| 3 | Measuring tool | Micrometer | Micrometer | Caliper | Depth gage |
| 4 | 1 | 23.010 | 21.008 | 49.98 | 28.01 |
| 5 | 2 | 23.010 | 21.000 | 49.98 | 27.98 |
| 6 | 3 | 22.999 | 21.000 | 50 | 28 |
| 7 | 4 | 23.007 | 20.998 | 50 | 28 |
| 8 | 5 | 23.000 | 20.985 | 50.01 | 28.01 |
| 9 | 6 | 23.008 | Channel 1 | Channel 2 | Channel 3 |

serial of workpieces

the next data display area is indicated in green